

CA IL ES G4+F7 FTR 5035

GENERAL DATA



CENTRIFUGAL FAN IN LOW PROFILE BOX WITH RECTANGULAR FLANGES AND FILTER(S), WITH EXTERNAL ROTOR EC MOTOR

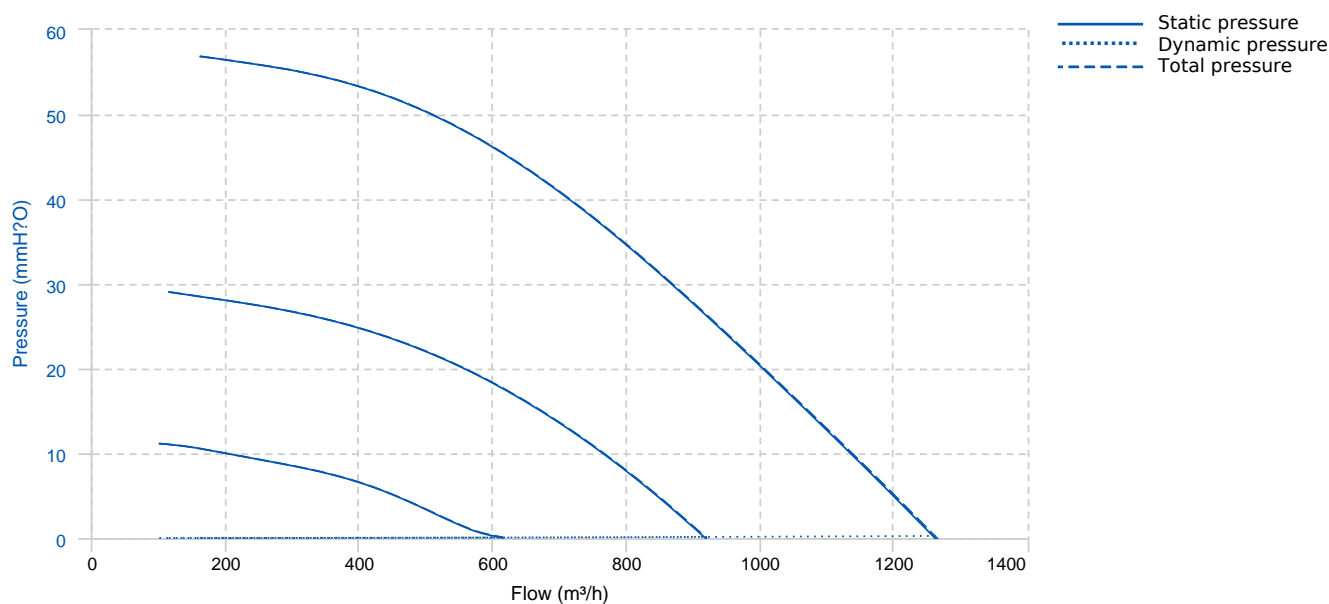
MANUFACTURING FEATURES

Inline ventilation box made of galvanized steel with rectangular connection flanges. Self-cleaning impeller with back curved (reaction) blades of high performance and single inlet, direct drive. Dynamically balanced to minimize noise and vibration. Polyamide reinforced impeller for models 3015 and 4020 and aluminum plate for the rest. High efficiency, low noise external rotor EC motor. Speed control through a 0-10V or PWM signal. Single-phase 230V 50/60Hz power supply for models 3015 to 6040 and three-phase 400V 50/60Hz for sizes 7050 and 8060. IP44 motor and class B insulation. Supplied with a filtration stage ISO COARSE 65% (G4) or 2 stages ISO COARSE 65% (G4) and ISO ePM1 65% (F7). Easily accessible inspection and cleaning register.

APPLICATIONS

Designed for installation in ducts, they are indicated for:
 -Air renovations in bathrooms and small rooms.
 -Perfect for false ceiling mounting.
 Working temperature range from -20°C to 60°C

PERFORMANCE CURVE

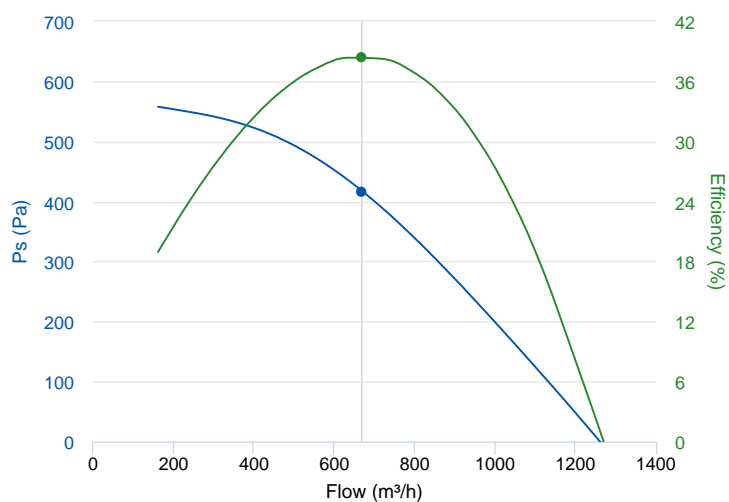


TECHNICAL DATA

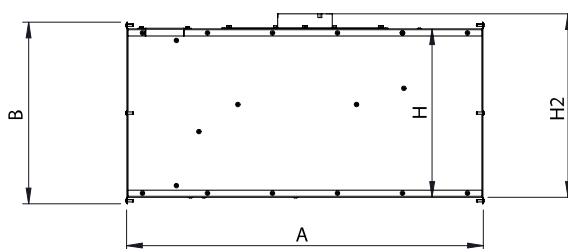
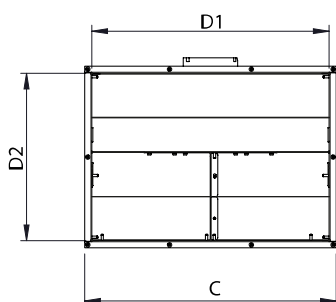
Fan							
RPM	2500	Approx. weight	22 kg	Max. Flow	1270 m³/h		
Motor							
Power	0,145 kW	RPM	2500	I max. (230V)	1 A	Approx. weight	3.1 kg

ERP DATA

Fan data sheet		
Fan type	Unit for non-residential ventilation (LOT 6)	
Typology	Static	
reports.other	Outlet and Inlet free discharge	
Type of driver	None	
Motor power (kW)	0.145	
	Fan values	ERP Requirements 2018
Max. efficiency (%)	38.45	32.06
Effic. Heat recovery (%)	-	
Pabs (kW)	0.201	
Flow (m³/h)	669.53	
Static pressure (Pa)	417.08	
Speed (m/s)	1.06	
SFP (W/m³/s)	1082.41	




DIMENSIONS



Dimensions (mm)									
A	750	B	383	C	530	D1	500	D2	353
H	357	H2	400.5						

WIRING DIAGRAM

Nº	Signal Señal	Colour Color	Specification Especificación
1	L	Brown Marrón	AC 220V/50Hz
2	N	Blue Azul	AC 220V/50Hz
3	Pe	Yellow-Green Amarillo-Verde	

Nº	Signal Señal	Colour Color	Specification Especificación
1	GND	Blue Azul	
2	Vsp	Yellow Amarillo	0-10 V/PWM
3	Vcc	Red Rojo	DC 10V
4	FG	White Blanco	1 Pulse/R

ACCESSORIES



SAFETY SWITCH
SWT 25 3P
REF: 21673